## SHEET METAL WORK

### and Roofing

HOT AIR HEATING and VENTILATION

Alexander Murray's Approved Roofers. Work guaranteed for 10 and 20 years by bonding company.

*Steens Limited*

P.O. Box 928 Phone 5



## John Bremner

*Contractor*

Plastering, Tiling & Ornamental Work

Fire Places a Specialty

Estimates Furnished

323 5th Av. E. Phone Green 127



## Letourneau & Co

### Sheet Metal Works and Plumbing

Sky Lights and Cornice, Tar and Gravel Roofing, Job Work a Specialty, All Work Guaranteed, Estimates Free.

Corner 6th Ave. & Fulton St.

Prince Rupert, B.C.


## DRY BASEMENT ADDS VALUABLE SPACE TO MODERN RESIDENCE

**How to Prevent the Invasion of Moisture**

IT costs much less to build a water-tight wall than to repair a leaky one. Consequently, the time to make a basement water-tight is when it is built. Monolithic concrete foundations easily can be made water-tight if the amount of mixing water used in making the concrete is carefully regulated. The recommended mix for water-tight concrete is one containing not over 6½ gallons of water per sack of cement.

Concrete block and concrete building tile often are more convenient than monolithic concrete for the construction of foundation walls above grade and for walls enclosing basements. Plain, unsurfaced block or tile are used for walls below grade. The units are laid-up quickly and economically and provide walls of great strength.

A line of concrete drain tile is placed entirely around the outside of the footing and is connnected to a suitable outlet. The excavation above the tile is filled with soil, cinders, or some other material of a porous nature to provide a fill that will allow water to seep through quickly. When the foundation is erected so near another building that it is impossible to run a line around the outside, the tile may be placed on inside of the footing.

As a further precaution in securing a water-tight basement wall, two or more coats of portland cement plaster may be applied to the exterior surface as soon as wall forms are removed, or, in the case of a concrete block wall, just as soon as the mortar joints have hardened. The plaster is mixed in the proportions of one part cement to three parts sand. Before applying the plaster, the surface should be dampened evenly.

If basement space is to be utilized completely, it is well to furr the exterior walls on the inner surface and apply a coating of portland cement on metal lath. In most cases the plaster may be applied directly to block or tile walls. Portland cement plaster on concrete masonry should consist of two base coats, each ⅜-inch thick, and a finish coat approximately ⅛-inch thick, using a 1-3 mix throughout. Copyright 1930. The Architects' Small House Service Bureau, Inc.

# A Snug Little Four Roomed Home

**Those who build, often make the mistake of putting too much money into the house and getting something larger than they need. The result is that they have more to take care of, more to repair, more to renovate and the interest on the extra expenditure is lost. Also it may be mentioned that in case of the owner wishing to sell or rent, it is usually easier to get a customer or a tenant for a cottage than a large house.**

**Today we are giving the plan of a four-room bungalow with sun-room and dinette as extras. There is no pantry but the cabinet kitchen takes its place and is more convenient for the woman doing her own work. The house is very well laid out and should appeal to those wishing something at less cost than plans hitherto offered. It is too wide for a single Prince Rupert lot but few people wish to build on a single lot today. With property prices so low there is no need for it.**

**This bungalow is a western product built to meet western needs and is well worthy of close study.**




## A BUNGALOW OF HARMONY

BOWMAN & CULLERNE, Architects

WHAT family could resist the fascinating appeal of this delightful bungalow. It seems to radiate a cheerfulness from every quarter. The proportions are correct, which help to produce a hormonious, picturesque effect.

The main entrance is set back, offering shelter. A wrought iron lantern sheds its rays over the concrete steps giving just that necessary touch to the portion of wall between the entrance and living room window.

To enter the rear garden one must pass through an attractive archway with shingled roof. This is another item which adds to the general cozy appearance.

The vestibule opens directly into the living room, which in turn opens into the sun room, kitchen and hall. A small dinette replaces a large dining room but as the kitchen is large this is quite sufficient. In the kitchen the cupboards are arranged on both sides of the sink which is placed directly under a window. The refrigerator occupies no space here but is located in a separate chamber or closet at the head of the basement stairs.

Sleeping quarters occupy one side of the house and certainly no fault could be found with the layout of the two bedrooms with coat closets between. Tiled floor in the three-piece bathroom enhances its appearance. Stairs rise from the hall to a small attic and underneath are the basement stairs.

The whole atmosphere of the home is one of roominess. There is no lack of window space so that each room is light and airy. The design of the home is such that landscape work can be laid out in many ways with many pretty effects.

**Outline Specifications**

**Size of house:** 34' 6" x 40' 0".
**Suitable Lot:** 60' frontage.
**Walls:** Stucco.
**Roof:** Wood shingles.
**Built-in features:** Kitchen cupboards.
**Cubic contents:** 27,000 cu. ft.
**Approximate cost:** $5,000.

Readers desiring further information regarding a house of this design should communicate with Messrs. Brown & Cullerne, 535 Seymour St., Vancouver, B.C., and mention design No. 248. Consult a local architect if designing architect is too far removed. Copyright 1930.

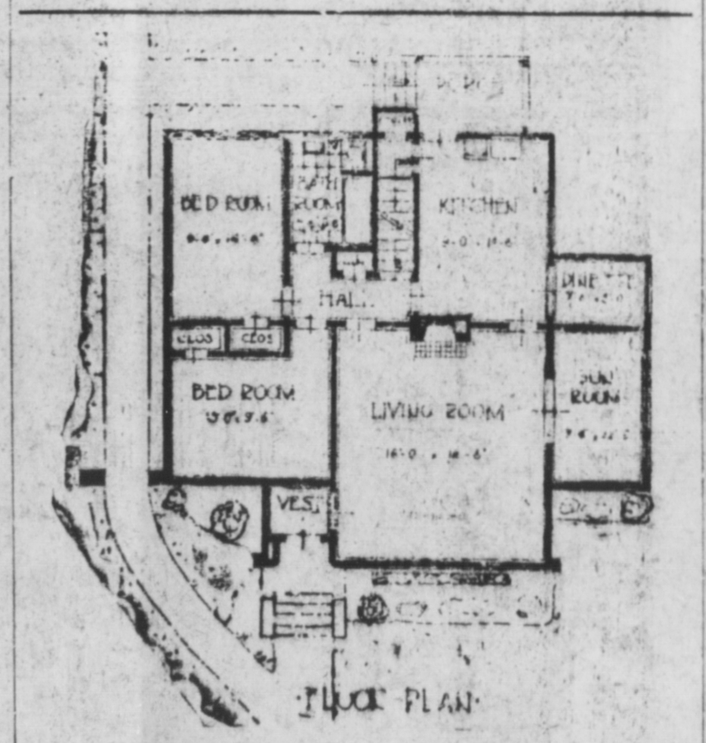


## Concrete Walks Are Provided For By City Council

The city council last night gave introductory readings to a local improvement initiative bylaw for a 17-foot concrete sidewalk on the east side of Seventh Street from Second to Third Avenue.

A construction bylaw providing for a concrete sidewalk on the north side of Second Avenue between Seventh and Eighth Streets was also put through.

PRINCE RUPERT dealers can supply your house building needs.


## WE ARE OFFERING:

| | |
|---|---|
| TIMBER DIMENSION, per M. | $22.00 |
| SHIPLAP, per M. | 19.00 |
| No. 1 SHINGLES, CEDAR, per M. | 3.50 |
| B. C. PORTLAND CEMENT, per bbl. | 3.75 |

Compare these prices with 1929 and you will find a reduction of over twenty-five per cent.

### Albert & McCaffery, Limited

Phones — 116 and 117



## REWIRE YOUR HOME

Why put up with those unsightly wires? They are not necessary. We rewire your home, placing sockets in the desired spots, concealing wires . . . in short, doing a first class job at surprisingly low cost. Since you have electricity, use it to best advantage. Let us help you get the most benefit and pleasure from your "watt-dollar."

**Radio Service**

Radio Sets serviced by our Radio Expert. Satisfaction guaranteed. We carry only high grade tubes.

### Parkin & Ward Electric

349 Third Avenue



## Modernize Your Bathroom Now

Keep in step with modern improvements. Plumbing fixtures may be had in many colors to blend with the color scheme of your bathroom. Let us quote on your requirements and explain our time payment plan.

### Smith & Mallett Ltd.

(Est. 1910)

P. O. Box 274 C. H. Elkins, Mgr. Phone 17



## FRED SCADDEN

PAINTING

INTERIOR DECORATING

*Estimates Furnished*

*Get Your Interior Work Done Now*

Telephone: Green 92



## PAINT! PAINT!

Just 2 days left to get special prices on Easy-Coat inside washable paint. Try a can! It's wonderful!

## ELECTRIC FIXTURES

While our stock lasts, Electric Light Fixtures

### At Half Price

2 Ply Roofing, Roll, $2.35

### KAIEN HARDWARE

P. O. Box 1646 Telephone 3



PIMPLES Cleared

RASH Healed

Quickly Soothes & Clears

## Zam-Buk

Sore, Troublesome Skin

Ends IRRITATION

Expels ECZEMA



**First Prize $500 cash**
**Second Prize $250 cash**
**Third Prize $100 cash**

10 Prizes each of $50 cash
25 Prizes each of $10 credit
on the purchase of Dominion Oilcloth & Linoleum Co. products.

## YOU can use one of these Prizes . . . .

## Enter the DOMINION Inlaid LINOLEUM Pattern Selection CONTEST

This week most good floor covering stores are featuring window displays of Dominion Inlaid Linoleum or other Floor Coverings. Call today or tomorrow at any one of them and ask for a free Contest Book which entitles you to enter this wonderful Test of Taste. You need make no purchase. The book is yours for the asking, but see your entry form on back page of contest book is endorsed by the merchant.

In it, eight rooms are reproduced in full colours with blank floors.

On the back pages, all Dominion Inlaid Linoleum patterns are shown. Study the rooms. Study the patterns. Then pick the pattern you like best for each room, mark its number in the proper place on the Entry Form on the last page of the book, sign the form, tear it out and mail it on or before May 1st to Contest Dept., Dominion Oilcloth & Linoleum Co. Ltd., Montreal.

### How the Contest will be Judged

The eight interior decorators pictured here have each secretly chosen one pattern for only one of the rooms in the book. Their selections are deposited with The Royal Trust Company, Montreal. All eight-room pattern selections submitted will be compared with theirs. Those coming closest will win the prizes. In event of ties, the prizes will be divided. This is a TEST of TASTE. How closely does your taste match that of these eminent decorators? On May 7th seals of decorators' secret selections will be broken and the correct answer will be known. Winners will be announced on June 1st.

*Look for a store displaying Dominion Linoleum or Floor Coverings this week. These stores can supply you with contest books, signed by them to make your entry official.*

1—Mr. L. Alex. Holland, Mitchell-Holland Limited, Montreal.
2—Mr. E. R. Lownds, 99 Clairmont Ave., Norwood, Man. (Winnipeg).
3—Miss Mary-Etta Macpherson, "Canadian Homes and Gardens," Toronto.
4—Mr. Frank Morrison, Jordans Limited, Vancouver.
5—Mr. Louis Mulligan, Montreal.
6—Mr. Fred. W. Palmer, Berner-Palmer Co., Montreal.
7—Mr. R. Malcolm Slimon, Toronto.
8—Miss Anne Elizabeth Wilson, Home Bureau of "The Chatelaine".




Dominion Oilcloth & Linoleum Company Limited
Montreal

## Get Your Linoleum at MacKenzie's Furniture